

I Don't Want To Miss A Thing - Aerosmith

Tutorial Arrangement by GuitarLone

Standard tuning

① = E ④ = D

② = B ⑤ = A

③ = G ⑥ = E

♩ = 60

1. 2. 3. 4.

Intro

Pattern A for Verse

D **A/C#** **Bm** **G** **D/F#** **Em**

12 13 14 15

TAB

D/F# **G** **A**

16 17

TAB

Pattern B

D **A/C#** **Em** **G** **A**

18 19 20

TAB

Pattern B1

D **A/C#** **Em** **D**

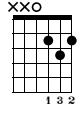
21 22 23

TAB

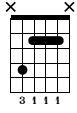
Pattern B2

Pattern C

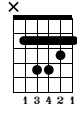
D



A/C#

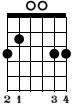


Bm

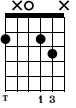


Musical notation for Pattern C (measures 24-26). Includes treble clef, 4/4 time signature, and guitar tablature. The tablature shows fret numbers for strings 1-6. Measure 24 starts with a D chord. Measure 25 starts with an A/C# chord. Measure 26 starts with a Bm chord. The pattern consists of eighth-note chords and rests.

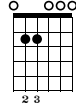
G



D/F#

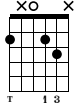


Em

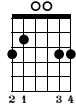


Musical notation for Pattern C (measures 27-29). Includes treble clef, 4/4 time signature, and guitar tablature. Measure 27 starts with a G chord. Measure 28 starts with a D/F# chord. Measure 29 starts with an Em chord. The pattern continues with eighth-note chords and rests.

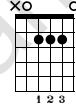
D/F#



G



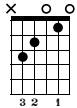
A



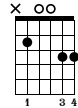
Musical notation for Pattern C (measures 30-32). Includes treble clef, 4/4 time signature, and guitar tablature. Measure 30 starts with a D/F# chord. Measure 31 starts with a G chord. Measure 32 starts with an A chord. The pattern continues with eighth-note chords and rests.

Bridge: Pattern D

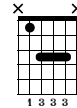
C



G/B



Bb



Musical notation for Bridge: Pattern D (measures 30-32). Includes treble clef, 4/4 time signature, and guitar tablature. Measure 30 starts with a C chord. Measure 31 starts with a G/B chord. Measure 32 starts with a Bb chord. The pattern consists of eighth-note chords and rests.

